

Arbor – First time login for students

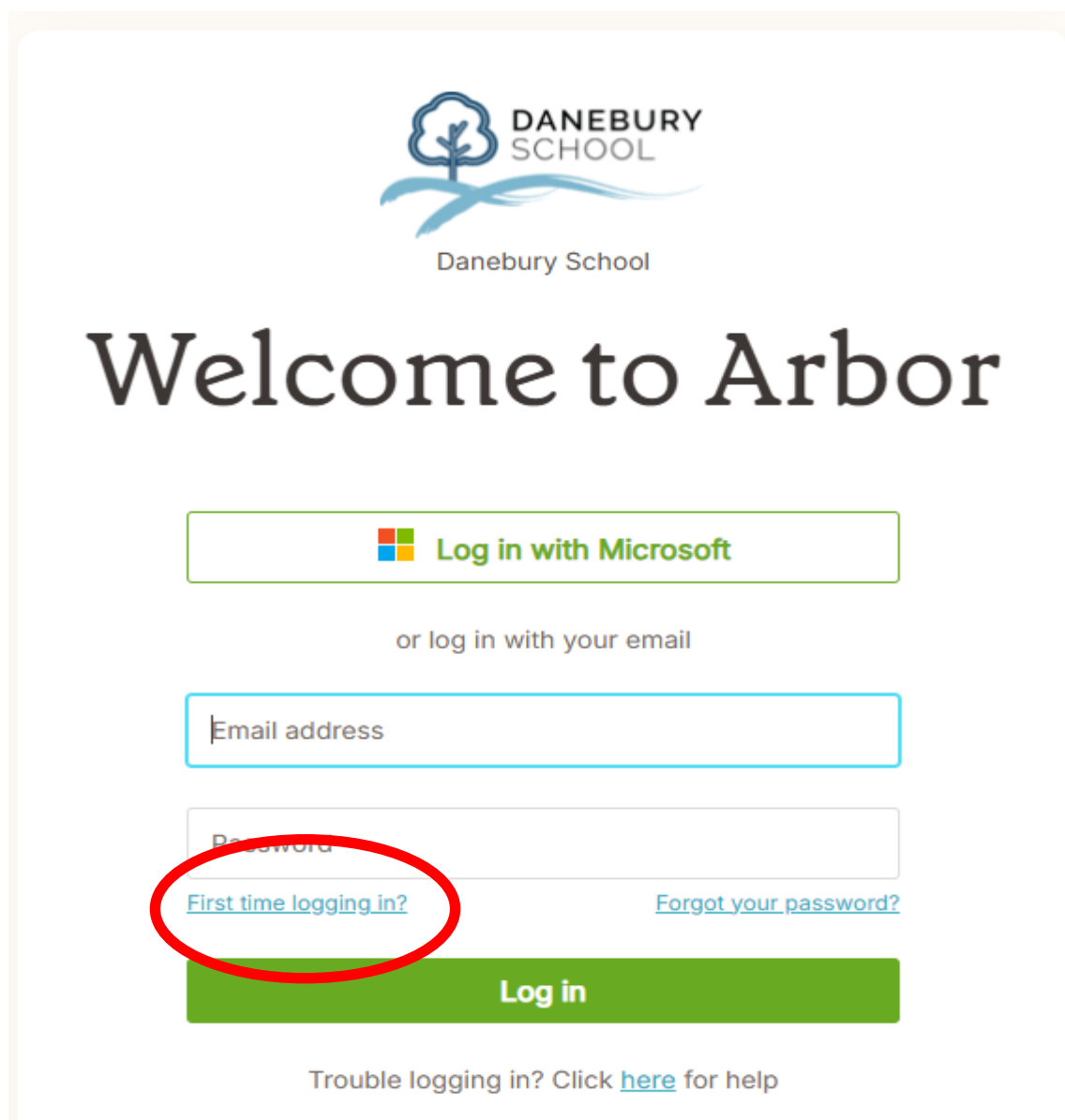
On your PC at School


Log in to the PC using your school username and password

Once logged in, open the web browser and enter this address or click the link;


<https://danebury-school.uk.arbor.sc>

You'll land on the Arbor welcome screen – on this screen click the First-time logging in link




Danebury School

Welcome to Arbor

 [Log in with Microsoft](#)

or log in with your email

Email address

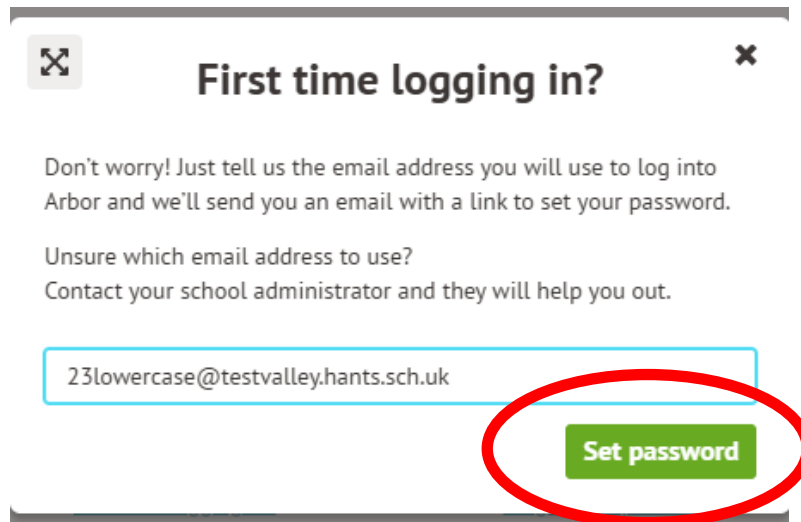
Password

[First time logging in?](#) [Forgot your password?](#)

[Log in](#)

Trouble logging in? Click [here](#) for help

In the next screen enter your full school email address, **using all lowercase letters**, and click Set password




An email will be sent to your school email account

Go to your Outlook email – open Office 365 <https://login.microsoftonline.com>

Log in with your school username and password if you need to

Click on the Waffle (top left) and select the Outlook app



In your Outlook inbox – open the Arbor Password reset email and click the long link

A web page will open where you can set your password.

Type in your password – use a password you will remember or make a note of your Arbor password in your planner

Downloading the Arbor App on your phone

On your phone (on home WiFi or using your mobile data)

Open the app store on your phone

Search for Arbor Student then click Get and download the app

Open the Arbor Student app

Enter your school email and the password

Tick the Remember me box

Click Login